

COPENHAGUE DEUX

DESIGN BY RONAN & ERWAN BOUROULLEC



The Bouroullec brothers' Copenhagen Deux collection is a versatile range of tables and benches designed especially for compact spaces. The collection includes dining tables, coffee tables and benches in a wide variety of shapes and sizes, which all share the same light, uncluttered profile. The tabletop surface is made from a laminate based on nanotechnology, which provides an ultra-matt surface with a soft touch that is anti-fingerprint and easy to clean. Ideal for offices, homes and cafés and anywhere tight on space.

PRODUCT DETAILS

- / Multi-functional family of tables and benches in different shapes, sizes, materials and colours.
- / Variability of nanolaminate colours and frame finishes.
- / Suitable for a wide variety of private and public environments.
- / Qualified for contract use.

HAY

MATERIAL

TABLETOP / 18 mm plywood tabletop with nanolaminate. 1 mm laminate.

FRAME / Solid wood legs featuring non-visible integrated screw-in adjustable feet that can be extended up to 12 mm to make the table level on uneven surfaces. The screws are only integrated on the four-legged tables.

COLOUR & FINISH

Please note that the colour codes are indicative.

TABLETOP / Available in 5 different tabletop colours.

- / Dusty grey (Fenix NTM 0725)
- / Ink black (Fenix NTM 0720)
- / Pearl white (Fenix NTM 0029)
- / Stone grey (Fenix NTM 0724)

FRAME FINISH / Available in 6 different frame finishes.

- / Matt lacquered solid oak
- / Untreated solid beech
- / Dusty grey painted solid beech (NCS S 2500-N)
- / Ink black painted solid beech (NCS S 8500-N)
- / Pearl white painted solid beech (NCS S 0502-Y)
- / Stone grey painted solid beech (NCS S 7502-B)


CONSTRUCTION

Solid wood leg construction must be mounted with screws to the tabletop. Reinforcement brackets added on the benches.

Tabletop in plywood with 10 mm straight and approximately 30 mm bevelled edge.

Requires assembly.

TABLETOP COLOUR



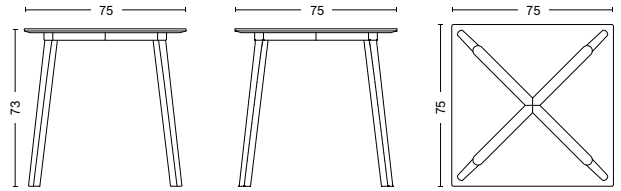
FRAME FINISH



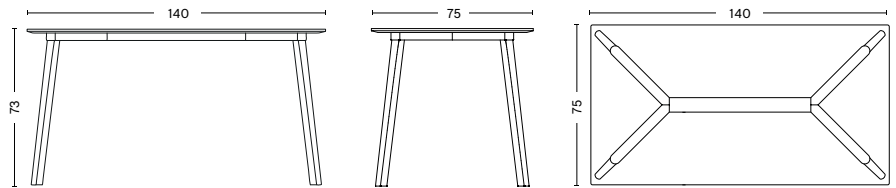
		FRAME					
		BEECH	OAK	DUSTY GREY	INK BLACK	PEARL WHITE	STONE GREY
TABLETOP	DUSTY GREY	•	•	•			
	INK BLACK	•	•		•		
	PEARL WHITE	•	•			•	
	STONE GREY	•	•				•

CPH DEUX 210 / DIMENSIONS

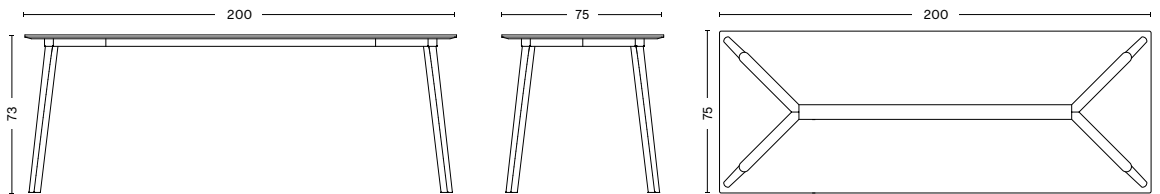
LENGHT / 75 cm / 29.53"
 WIDTH / 75 cm / 29.53"
 HEIGHT / 73 cm / 28.74"



LENGHT / 140 cm / L55.12"
 WIDTH / 75 cm / 29.53"
 HEIGHT / 73 cm / 28.74"

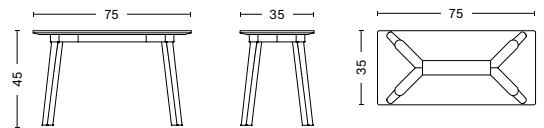


LENGHT / 200 cm / 78.74"
 WIDTH / 75 cm / 29.53"
 HEIGHT / 73 cm / 28.74"

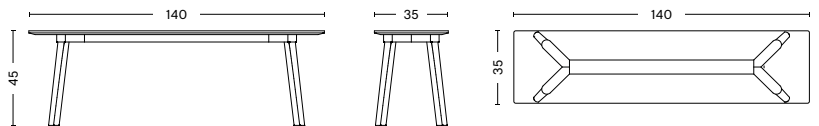


CPH DEUX 215 / DIMENSIONS

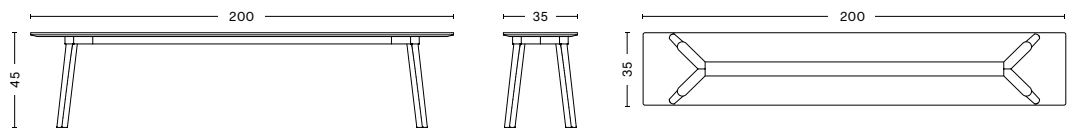
LENGHT / 75 cm / 29.53"
 WIDTH / 35 cm / 13.78"
 HEIGHT / 45 cm / 17.72"



LENGHT / 140 cm / L55.12"
 WIDTH / 35 cm / 13.78"
 HEIGHT / 45 cm / 17.72"



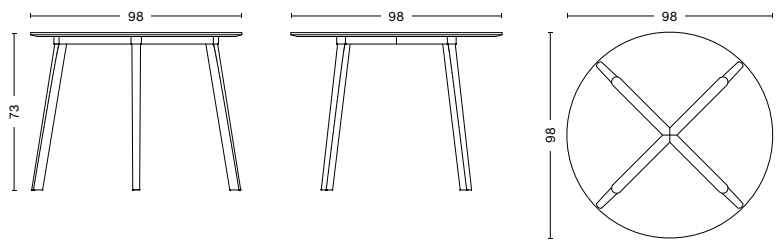
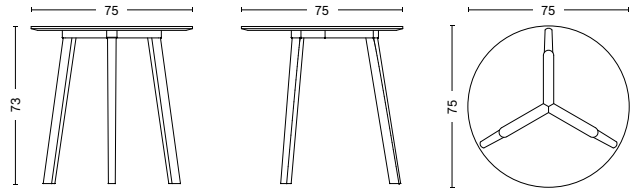
LENGHT / 200 cm / 78.74"
 WIDTH / 35 cm / 13.78"
 HEIGHT / 45 cm / 17.72"



CPH DEUX 220 / DIMENSIONS

DIAMETER / Ø75 cm / 29.53"
HEIGHT / 73 cm / 28.74"

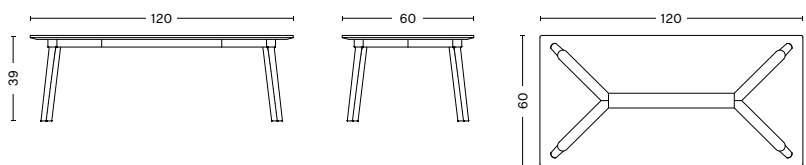
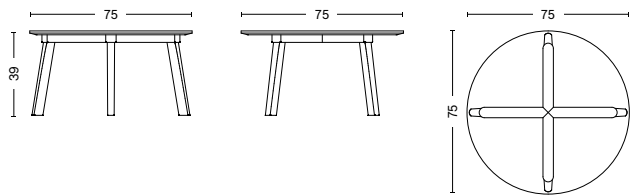
DIAMETER / Ø98 cm / 38.58"
HEIGHT / 73 cm / 28.74"



CPH DEUX 250 / DIMENSIONS

DIAMETER / Ø75 cm / 29.53"
HEIGHT / 39 cm / 15.35"

LENGTH / 120 cm / 47.24"
WIDTH / 60 cm / 23.62"
HEIGHT / 39 cm / 15.35"



TESTS

CPH210 Table.

EN 15372: 2008 / Furniture - Strength, durability and safety -
Requirements for non-domestic tables.

L3: Severe use.

CPH 215 Bench.

EN 16139:2013 / Furniture - Strength, durability and safety -
Requirements for non-domestic seating.

L2: Extreme use - Loading according to Test severity L2.

CPH220 Table Ø98 x H73.

EN 15372: 2008 / Furniture - Strength, durability and safety -
Requirements for non-domestic tables.

L3: Severe use.

DOWNLOADS

2D files, 3D files and packshots are available in
our imagebank at hay.dk.

Care- and maintenance instructions and test
certificates are available at hay.dk.

HAY